

# Birthday Cupcakes

Follow these directions to make a birthday cupcake.



## Materials


1. cupcake 

2. frosting 

3. cupcake wrapper 

4. sprinkles 


5. other decorations 

6. birthday candle 


7. butter knife 

# Directions


1. Put a cupcake in a wrapper.




2. Use a butter knife to spread frosting onto the cupcake.



3. Put sprinkles on the cupcake.



4. Add more decorations to the cupcake.



5. Stick a candle in the centre of the cupcake.



6. Pretend it is someone's birthday and sing the 'Happy Birthday' song.



7. Eat the cupcake. Enjoy!

